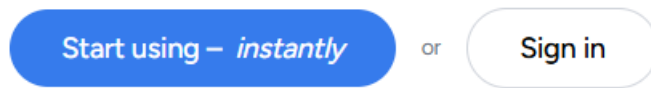


Setup & Installation Guide

Last Modified on Tuesday, 06-Jan-2026 14:33:06 GMT

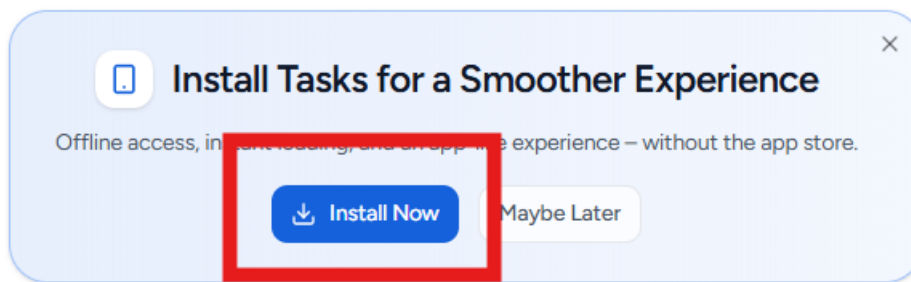
It's very simple to get Everway Tasks:

1. On a desktop browser, go to: <https://tasks.everway.com>
2. Click "Start using instantly", or "Sign-in" to use your Google or Microsoft account.

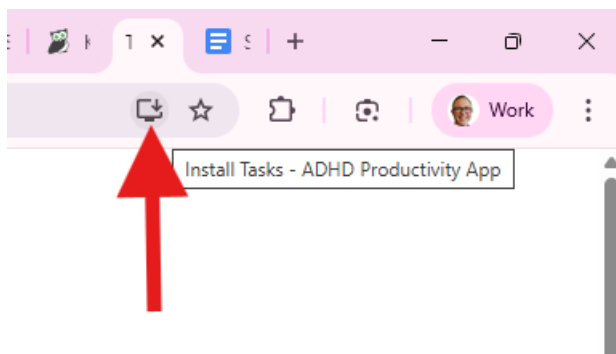


3. Start using! Follow the provided onboarding in the app.

Bonus: you can install Tasks so it appears on your Taskbar and Start menu like an installed Windows application. Either click the "Install now" button on the landing page:



Or at any time click the Install button in your web browser (Chrome, Edge or Safari):



Now you can find Tasks in your Taskbar, a shortcut on your desktop, and it appears as a real window - not just a browser tab!

