

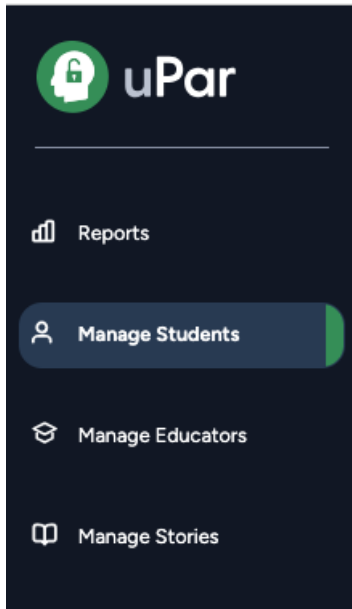
# How do I remove a student from uPAR?

Last Modified on Thursday, 31-Jul-2025 14:39:42 BST

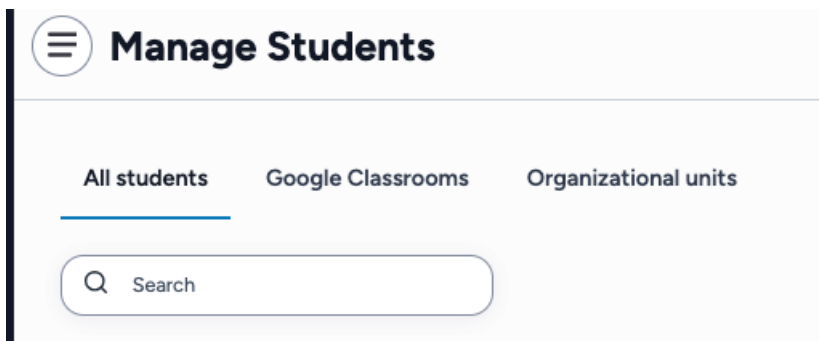
Steps to remove a student from uPar:

1. Navigate to: [universalpar.com](https://universalpar.com)

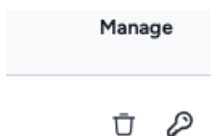
2. Login 3. Select, "Manage students".



4. Select, "All Students".



5. Click on the trashcan to the right of the student you would like to remove.\*\*



\*The students data is stored in the users account, student data is removed after 30 days if the if the user account is no longer associated with a uPAR license.

\*\* Students added by a Google OU can only be removed if the Google admin removes them from the Google OU. Google Classroom students can only be removed if the teacher removes that student from their Google Classroom.