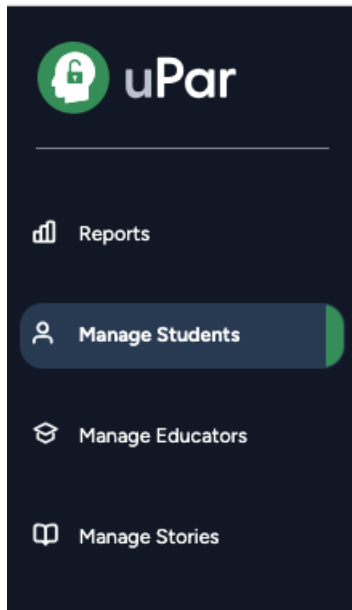


How do I import students from Google Classroom into uPAR?

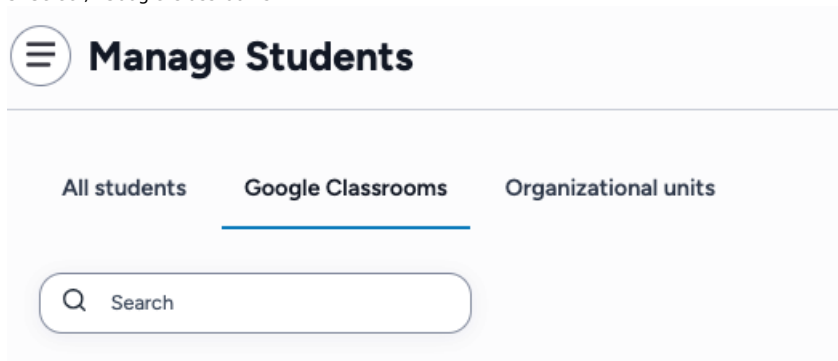
Last Modified on Thursday, 31-Jul-2025 14:37:58 BST

Steps on How to import students from Google Classroom into uPar:*

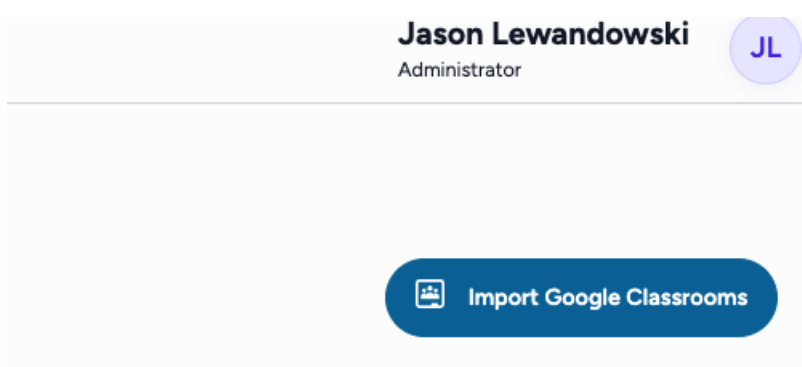
1. Login to: universalpar.com as an Educator.
2. Select "Manage Students".



3. Select, "Google Classrooms".



4. Select, "Imprt Google Classrooms".



5. Select your account or Use new account.

Invite via Google Classroom



To continue, please select an account to sync with uPAR.



Use new account

6. Follow the Prompts from Google to log into Classroom.

7. Select the class(s) to import.

Select Google Classroom Classes to import



Your students will be automatically created and can sign in with their Google account.

0 out of 21 selected

☐ Select all

jason 8

0 Student(s)

☐

jason7

0 Student(s)

☐

jason6

0 Student(s)

☐

jason5

0 Student(s)

☐

j4

0 Student(s)

☐

j3

0 Student(s)

☐

jason2

0 Student(s)

☐

Jason 1

0 Student(s)

☐☐

Cancel

Invite

8. Select, "Invite".

9. Select if you would like to be notified when the classroom has been added.

Invite via Google Classroom



The requested action will start. If you choose, you will receive an email notification when it's done.

☐ Notify me

Email

Cancel

Confirm

10. Select, "Confirm".

*Seated licenses do not have the option to Import students from Google Classroom