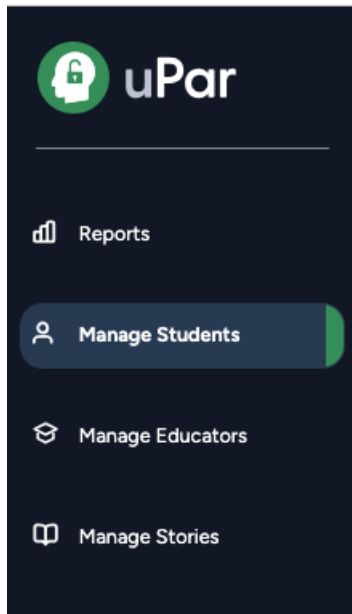


How do I invite students into uPAR by email?

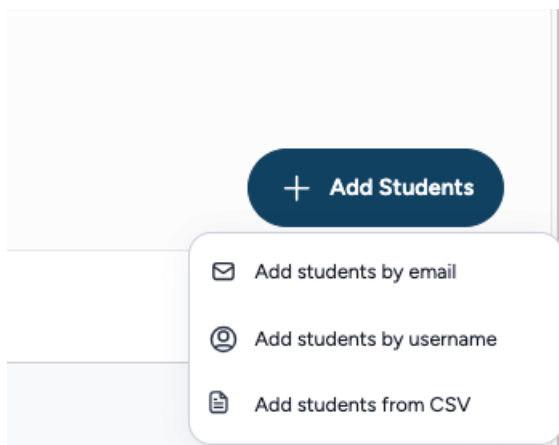
Last Modified on Thursday, 31-Jul-2025 14:34:14 BST

Steps to add a student to uPar by email:

1. Log into: universalpar.com
2. Select, "Manage students".




3. Select, "Add Students".




4. Select, "Add student by email".

Add student by email



You can set up as many students as you like.



Cancel

Add student

5. Enter the Student's email, on the line next to the envelope.

6. Select, "Add Student".

(No email invitation will be sent out to the student)

Steps for the student to accept the invite can be found[here](#):
