

Smart Task Assistant

Last Modified on Tuesday, 21-Jan-2025 13:55:24 GMT

Introducing: Smart Task Assistant

We're excited to present **Smart Task Assistant**, a clever new tool designed to make managing tasks easier than ever!

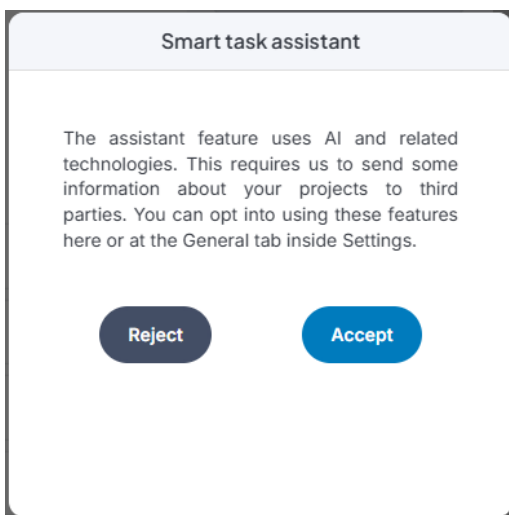
With Smart Task Assistant, you can quickly break down complex projects into manageable steps.

Here's how it works:

Before starting, you need to know that Smart Task Assistant uses AI and related technologies.

Please click "Accept" in the pop-up.

You can withdraw your consent from the settings at any time.

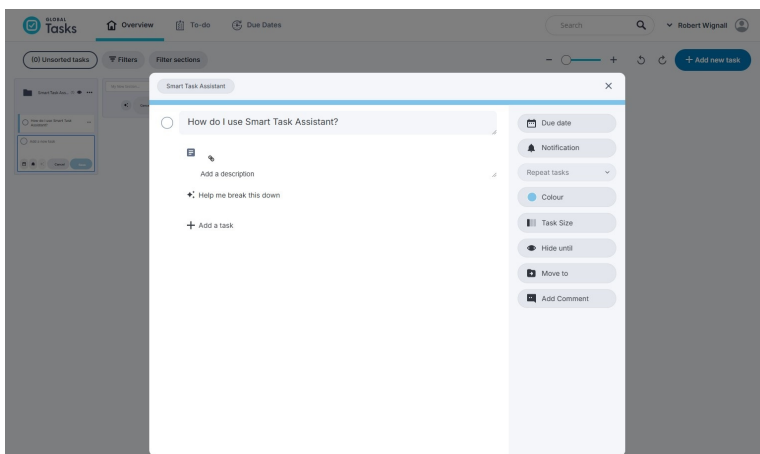


Open a Task or Project

Choose the task you want to help with.

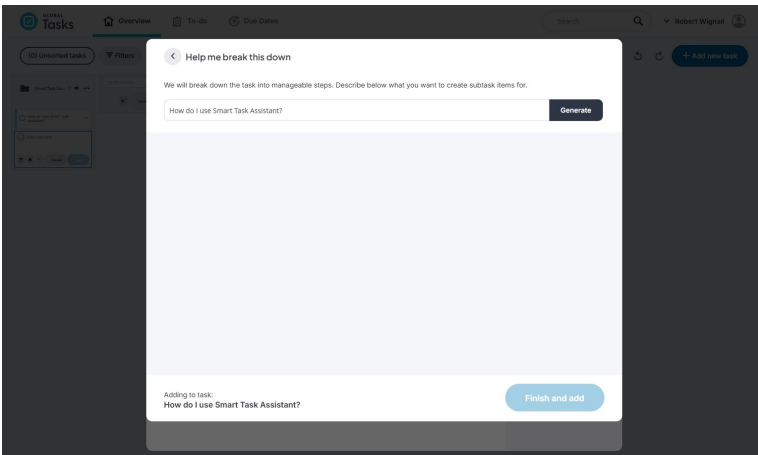
Click "Help me break this down"

This button lets Smart Task Assistant suggest smaller, easy-to-handle tasks.



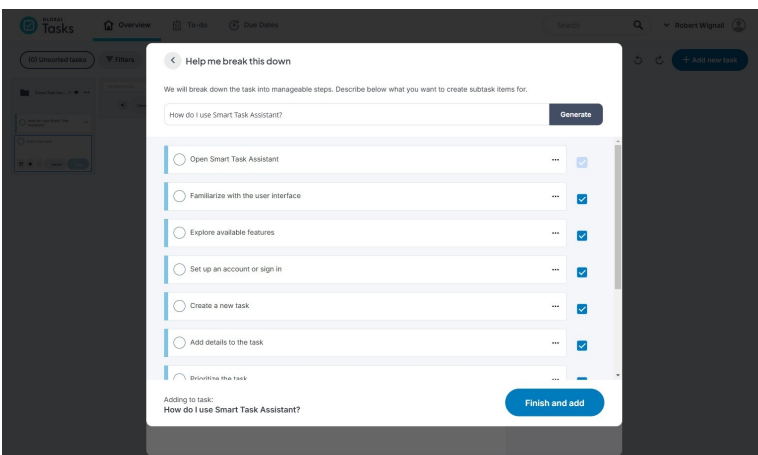
Add Details, then Click "Generate"

You'll see your task appear in the field. Then just click "Generate" to see suggestions.



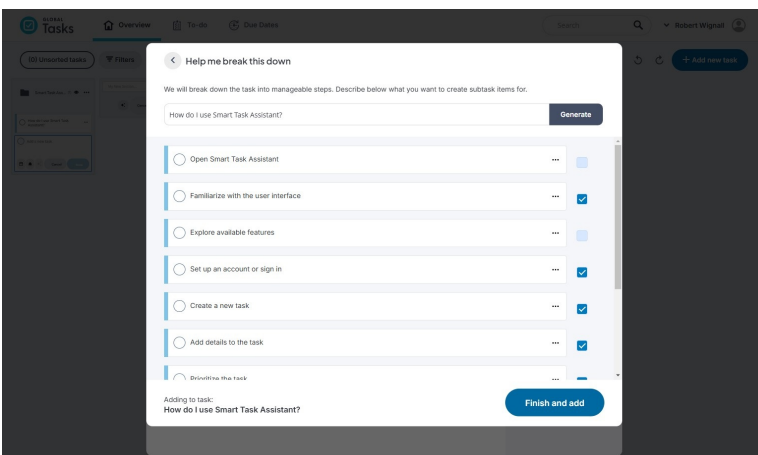
Pick the Tasks You Want

A list of tasks will appear with checkboxes. Choose the ones you like by checking the boxes.



Click "Finish and Add"

When you're done, click "Finish and add" to add your chosen tasks to the folder.



Smart Task Assistant helps you work in smaller steps, so things feel easier to manage. Give it a try and see how it can help keep you on track!
