

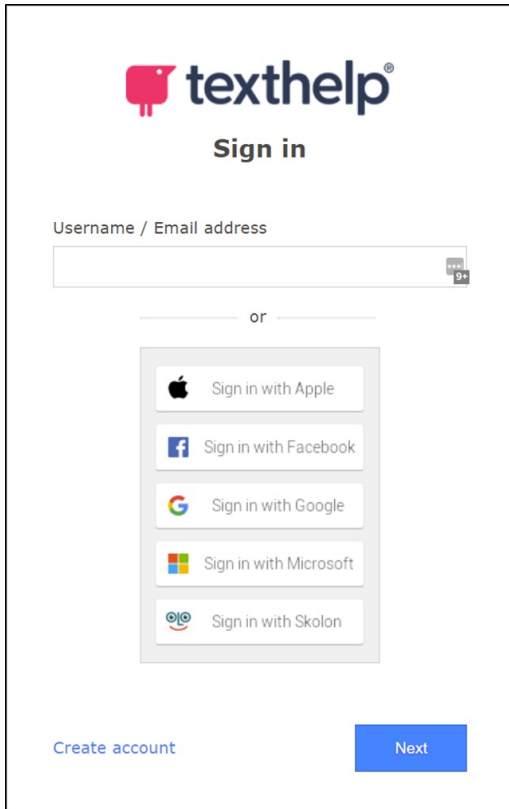
Downloading New ClaroRead Voices

Last Modified on Monday, 24-Jun-2024 14:23:34 BST

To download new voices for ClaroRead for Windows, you can download these from your Claro account or by using the Voice installer.

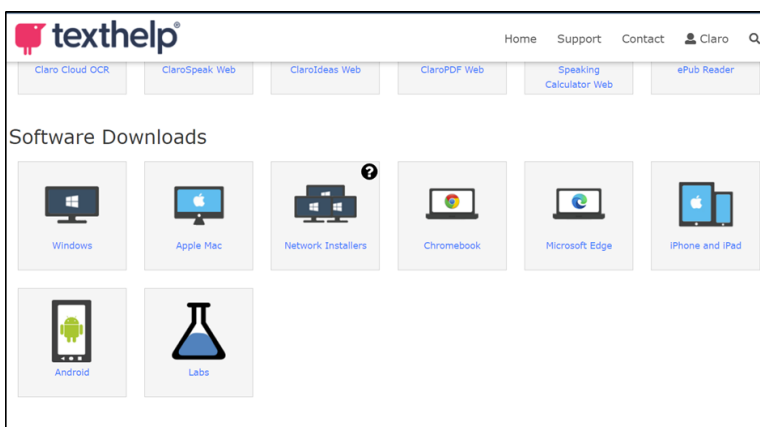
Claro Account

Go to www.clarosoftware.com/login



The screenshot shows the 'texthelp' sign-in page. At the top is the 'texthelp' logo. Below it is the text 'Sign in'. There is a text input field labeled 'Username / Email address'. Below the input field is the word 'or'. Underneath are five buttons for social login: 'Sign in with Apple', 'Sign in with Facebook', 'Sign in with Google', 'Sign in with Microsoft', and 'Sign in with Skolon'. At the bottom left is a link 'Create account' and at the bottom right is a blue button labeled 'Next'.

On the account page, open Windows or Mac (depending on your platform)

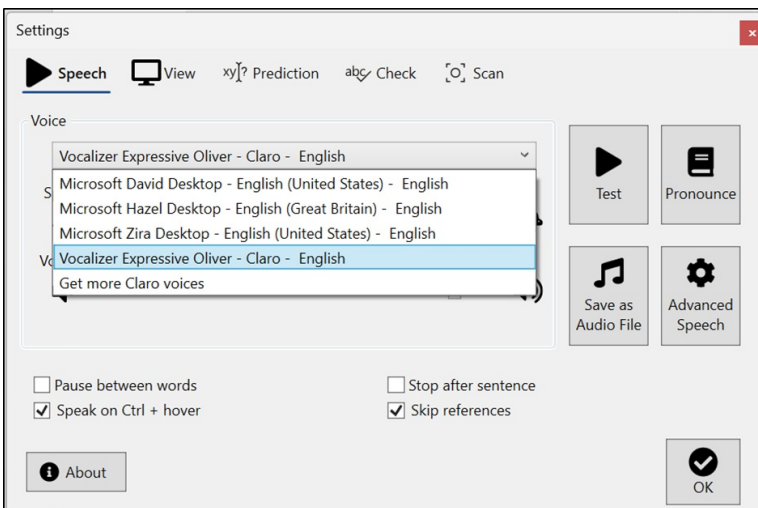


You can open the menu for Additional Voices and check what voices you have available for download

Product	Sample	Version	Size
Arabic Maged		Latest	639 MB
Arabic Tarik		Latest	84 MB
Basque Arantxa		Latest	78 MB
Basque Miren		Latest	105 MB
Catalan Jordi		Latest	88 MB
Catalan Montserrat		Latest	87 MB
Catalan Nuria		Latest	564 MB
Chinese (Hong Kong) Sin-Ji		Latest	320 MB
Chinese (Mandarin) Tian-Tian		Latest	393 MB
Chinese (Mandarin) Ting-Ting		Latest	610 MB
Chinese (Taiwan Mandarin) Mei-Jia		Latest	550 MB
Chinese (Taiwan) Ya-Ling		Latest	430 MB
Czech Iveta		Latest	119 MB
Czech Zuzana		Latest	364 MB
Danish Ida		Latest	258 MB
Danish Magnus		Latest	95 MB

Once you have downloaded a new voice, run the installation file from your default download location and follow the on screen prompts to install.

Then, open **ClaroRead>Settings** and click on the voices drop down menu and choose your new voice.



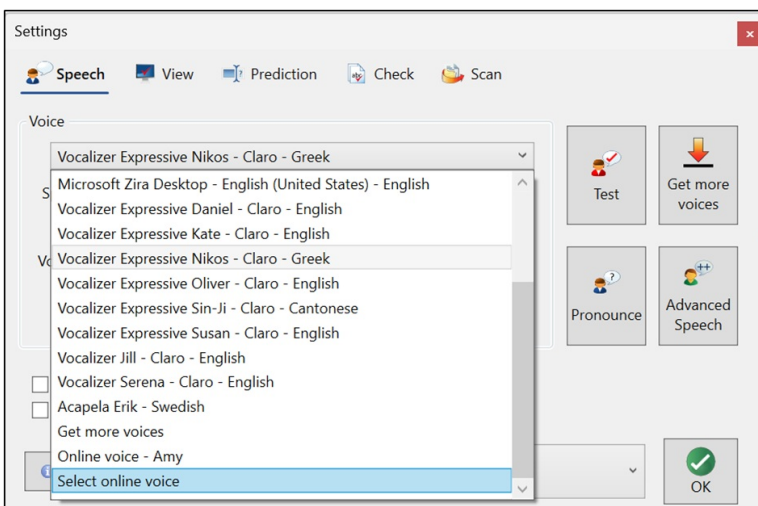
You can also click on the option **Get more Claro voices**, to download additional voices.

Claro Online Voices

If you received ClaroRead AFTER January 1st 2024, you will also have access to our new Online Voices.

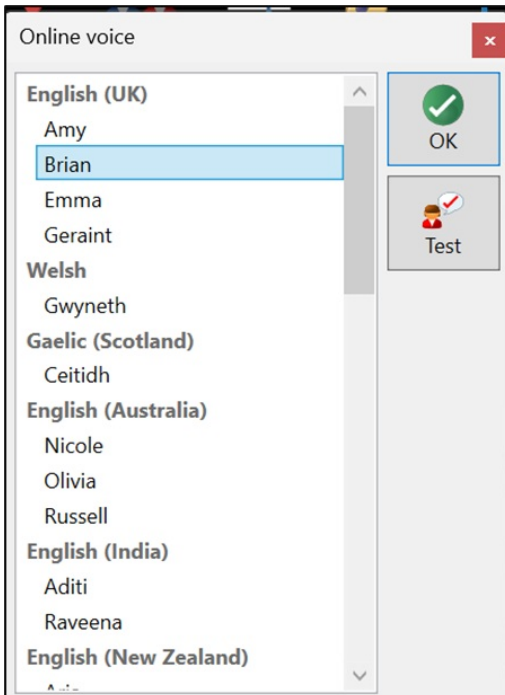
You can access this by opening **ClaroRead>Settings**.

From this screen, you can click on the Voice drop down menu and click on **Select Online Voice**



You will then see a new list of online voices to choose from.

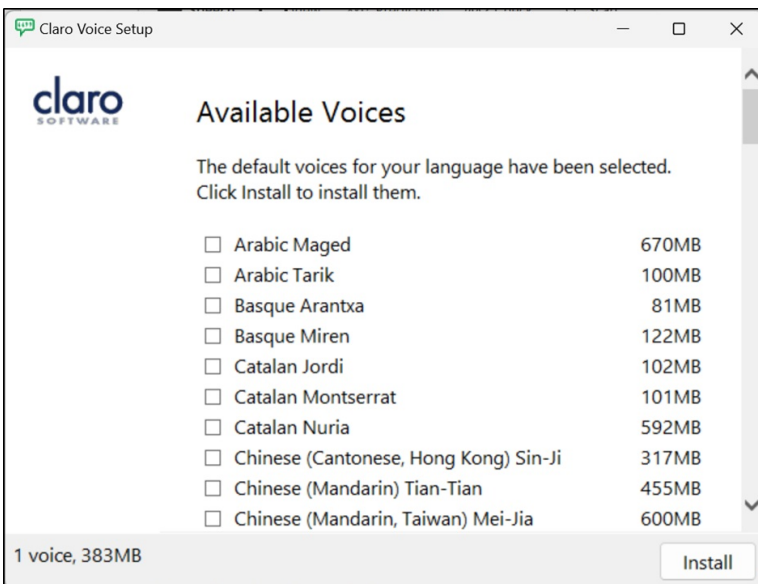
You can select a voice to add to your Voices list by clicking on the voice name and then **Ok**



Claro Voice Setup

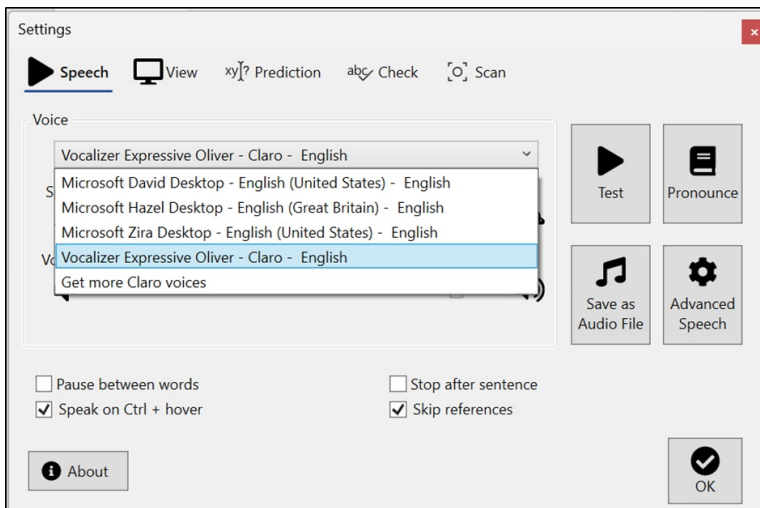
You can also download the Claro Voice Setup here: <https://support.texthelp.com/help/claro-software-downloads-licence-lookup>

Once downloaded, open the Claro Voice Setup from your Windows/Start menu



You can select voices from the list, then click install.

Once you have installed a new voice, open **ClaroRead>Settings** and click on the voices drop down menu and choose your new voice.



Voices we offer for ClaroRead Windows are:

- Arabic Maged
- Arabic Tarik
- Basque Arantxa
- Basque Miren
- Catalan Jordi
- Catalan Montserrat
- Catalan Nuria
- Chinese (Hong Kong) Sin-Ji
- Chinese (Mandarin) Tian-Tian
- Chinese (Mandarin) Ting-Ting
- Chinese (Taiwan Mandarin) Mei-Jia
- Chinese (Taiwan) Ya-Ling
- Czech Iveta
- Czech Zuzana
- Danish Ida
- Danish Magnus
- Danish Sara
- Dutch (Belgium) Ellen
- Dutch (Netherlands) Claire

- Dutch (Netherlands) Xander
- English (Australia) Karen
- English (Australia) Lee
- English (India) Sangeeta
- English (India) Veena
- English (Ireland) Moira
- English (UK) Daniel
- English (UK) Kate
- English (UK) Oliver
- English (UK) Serena
- English (US) Allison
- English (US) Ava
- English (US) Jill
- English (US) Samantha
- English (US) Susan
- English (US) Tom

English (Scotland) Fiona
English (South African) Tessa
Finnish Mikko
Finnish Satu
French (Canada) Amelie
French (Canada) Chantal
French (Canada) Felix
French (Canada) Julie
French (France) Audrey
French (France) Aurelie
French (France) Thomas
French (France) Virginie
Galician Carmela
German Anna
German Markus
German Pefilea
German Steffi
German Yannick
Greek Alexandros
Greek Melina
Greek Nikos
Hebrew Carmit
Hindi Lekha
Hungarian Eszter
Hungarian Mariska
Indonesian Damayanti
Italian Alice
Italian Federica
Italian Luca
Italian Paolo

Italian Silvia
Japanese Kyoko
Japanese Otoy
Korean Sora
Norwegian Nora
Norwegian Stine
Polish Agata
Polish Ewa
Polish Zosia
Portuguese (Portugal) Catarina
Portuguese (Portugal) Joana
Portuguese (Brazil) Felipe
Portuguese (Brazil) Luciana
Portuguese (Brazil) Raquel
Romanian Ioana
Romanian Simona
Russian Milena
Russian Katya

Russian Yuri
Slovak Laura
Spanish (Argentina) Diego
Spanish (Colombia) Carlos
Spanish (Colombia) Soledad
Spanish (Mexico) Angelica
Spanish (Mexico) Javier
Spanish (Mexico) Juan
Spanish (Mexico) Paulina
Spanish (Spain) Jorge
Spanish (Spain) Monica
Swedish Alva
Swedish Klara
Swedish Oskar
Thai Kanya
Thai Narisa
Turkish Aylin
Turkish Cem
Turkish Yelda
Valencian Empar

