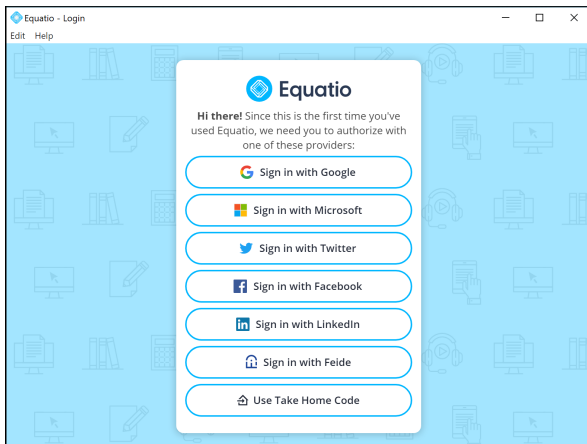


Signing Into Equatio With a Take Home Code

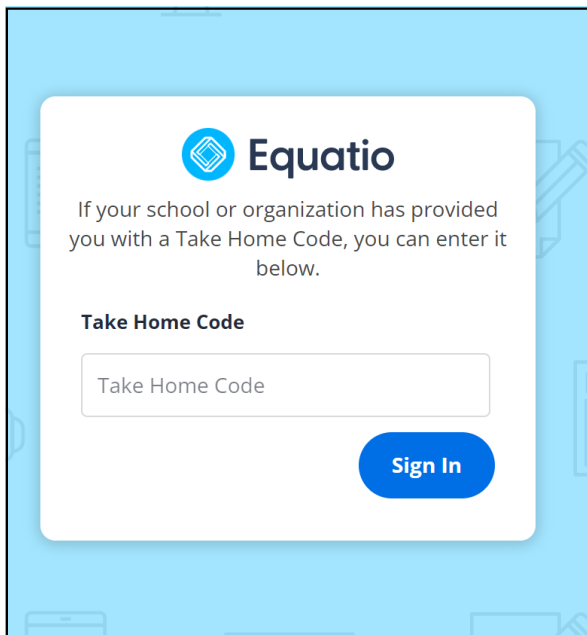
Last Modified on Wednesday, 01-Jul-2026 14:46:05 BST

In Equatio Desktop version 1.8.0 , we've introduced the option to sign into Equatio using a Take Home Code. This option is available for licenses that include the Take Home option. The Equatio Take Home Code is managed by your organisation. If you have been given a Take Home Code by your organisation, you can activate Equatio by following the steps below:-

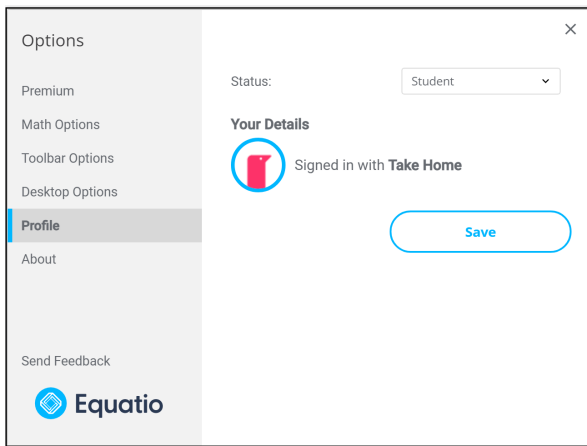
1. Open Equatio



2. Click on the **Use Take Home Code** option.



3. Enter your Take Home Code and click **Continue**.



Equatio will now be activated and ready for you to use.

N.B. When a user signs in with a Take Home Code features such as Favourites and Equatio Mobile will be not available.

Please note:- *This license is to be used by authorised members of the licensee's organisation only. Unauthorised usage is in violation of the site license agreement.*
