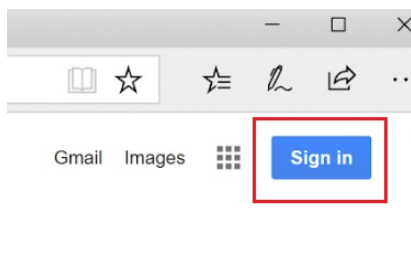


Don't Have A Google Or Microsoft Account To Log Into ReachDeck Portal?

Last Modified on Wednesday, 10-Mar-2021 16:34:13 GMT

How to create a Google Account.

1. Visit www.google.com
2. Click **Sign in** at the top right of the page.



3. On the login page, click **Create account**.

Google

Sign in

with your Google Account

Email or phone

[Forgot email?](#)

Not your computer? Use InPrivate windows to sign in. [Learn more](#)

[Create account](#)

NEXT

4. Enter your name and, instead of requesting a new Google email address, click on 'use my current email address instead' and enter the email address you registered with us.

Remember: You've got to use the email address you registered with us so we know it's you. [Contact us](#) for your email address if you're not sure.


Create your Google Account

First name Last name

Username @gmail.com

You can use letters, numbers & periods

[Use my current email address instead](#)

Password Confirm password 

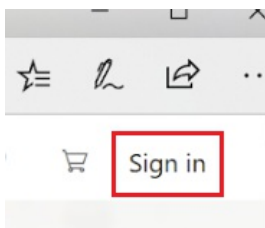
Use 8 or more characters with a mix of letters, numbers & symbols

5. Type the current email address you use to access the ReachDeck Portal, then supply a password. Click **Next** then follow the rest of the on-screen instructions.

When you have created your Google ID, go to: <https://reachdeck.texthelp.com> and click the Login with Google button to access the ReachDeck Portal with your new Google ID.

How to create a Microsoft ID

1. Browse to: www.microsoft.com
2. Click **Sign in** at the top right of the page.



3. On the **Sign in** page, click **No account? Create one!**



Sign in

Email, phone or Skype

No account? [Create one!](#)

Next

4. On the **Create Account** page, type the current email address you use to access the ReachDeck Portal. Then click **Next**.



Create account

someone@example.com

[Use a phone number instead](#)

[Get a new email address](#)

Next

5. You will then need to type a new password. Do this, then click **Next**, then follow the rest of the on-screen instructions to complete the creation of your account.



←

Create a password

Enter the password you would like to use with your account.

Create password

Next

When you have created your Microsoft ID, go to: <https://reachdeck.texthelp.com> and click the **Login with Microsoft** button to access the ReachDeck Portal using your new Microsoft ID.

Remember: You've got to use the email address you registered with us so we know it's you. [Contact us](#) for your email address if you're not sure.

I forgot my password for my Google or Microsoft account

You can go directly to google.com or microsoft.com, click sign in, and follow the on-screen instructions to recover your password.

At Texthelp, we're unable to reset your password for your Google or Microsoft account. We don't store that information.

I can't create a Google or Microsoft account - now what?

Don't worry, we can find an alternative route for you, [contact us for help](#)
