

I Can't Hear Any Speech In Chrome Using Read&Write For Mac 6


Last Modified on Thursday, 17-Sep-2020 15:36:45 BST

If Read&Write for Mac (6) is not reading in Google Chrome there are a few things that need to be checked:

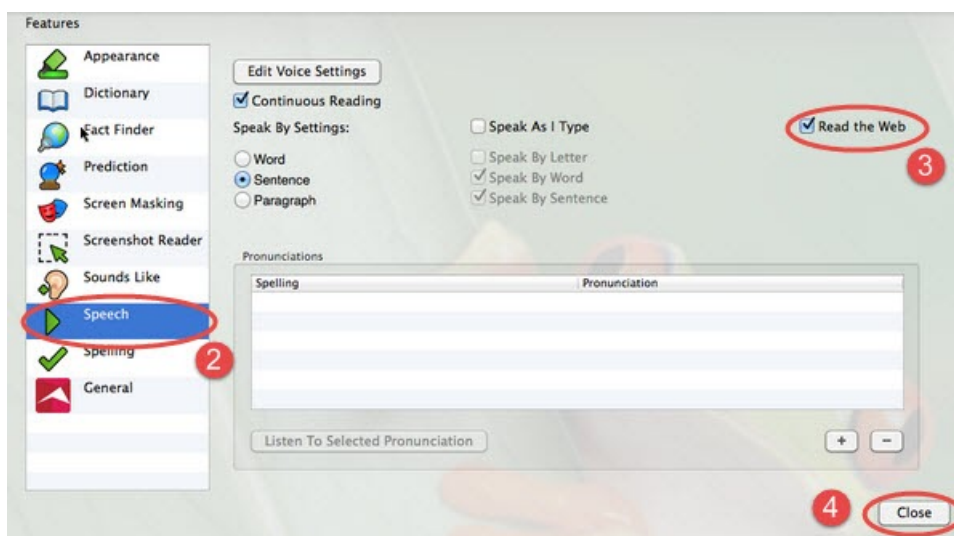
- Is **Read the Web** option enabled in Read & Write Speech Preferences
- Is the Read&Write Support extension for Chrome installed and enabled

To turn the **Read the Web** function on in Read&Write for Mac (6) please follow the steps below:

1. **Open** Read&Write and select the **Preferences** icon



2. Then select **Speech** from the tab on the left
3. You will need to select the tick box for **Read the Web** to turn the feature on
4. Ensure to click **Close** to save changes

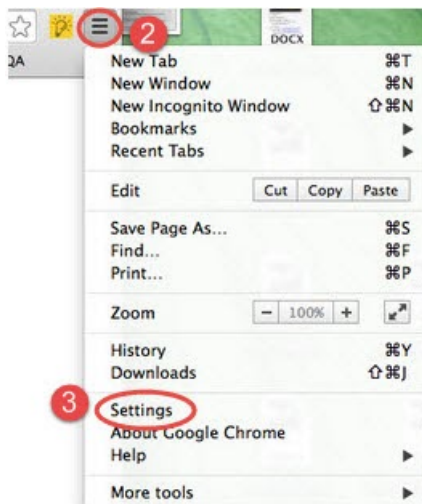


5. Now try to read some text within a webpage in chrome. If you still cannot read within chrome please check to see if extension is **installed**. (See below)

Is the extension installed

You will be prompted to install the Read&Write extension for Google Chrome the **first time Read&Write for Mac (6) and Chrome** are opened at the same time. This extension **must be installed** if you want to use Read&Write with Chrome.

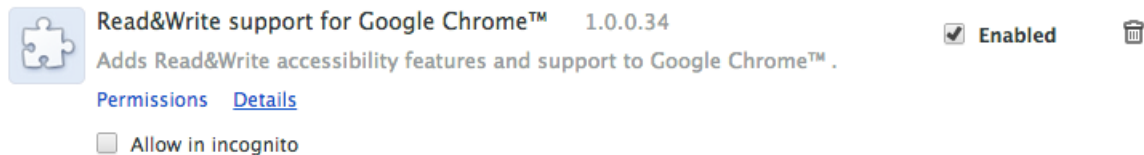
1. **Open** Google Chrome
2. Click the **three horizontal bars** on the right of the screen
3. Then click on **Settings**



4. Then select the **Extensions** option from the tab on the left



5. The Read&Write Support for Google extension **should be listed and enabled**



6. If the extension is **installed** and you cannot use Read&Write within Chrome, you will need to remove the extension and reinstall. To remove the extension click on the trash can beside the extension

7. Now that the extension is removed you will need to **reinstall** the extension. There are two ways to reinstall. See below:

- a. **Close down** Read&Write and Chrome. Then **reopen Chrome** and Read&Write and you will be prompted to install the extension again.
- b. You can **download** the extension from the Chrome store by using the link below:

<https://chrome.google.com/webstore/detail/readwrite-support-for-goo/ofdopmlmgifpfkijadehmhjccbefaeec>

8. Once **reinstalled** you will be able to use Read&Write for Mac (6) with Google Chrome.

No extension installed:

If the extension is not installed and you are not be prompted to install the extension, please **download the extension** by using the link below. Once the extension is installed **restart Chrome** and you will now be able to use Read&Write for Mac (6) with Chrome.

<https://chrome.google.com/webstore/detail/readwrite-support-for-goo/ofdopmlmgifpkijadehmhjccbefaeec>

****Note: Please remember to turn the Read the Web function on in Read & Write to enable functionality in Chrome. See page one of this document****
