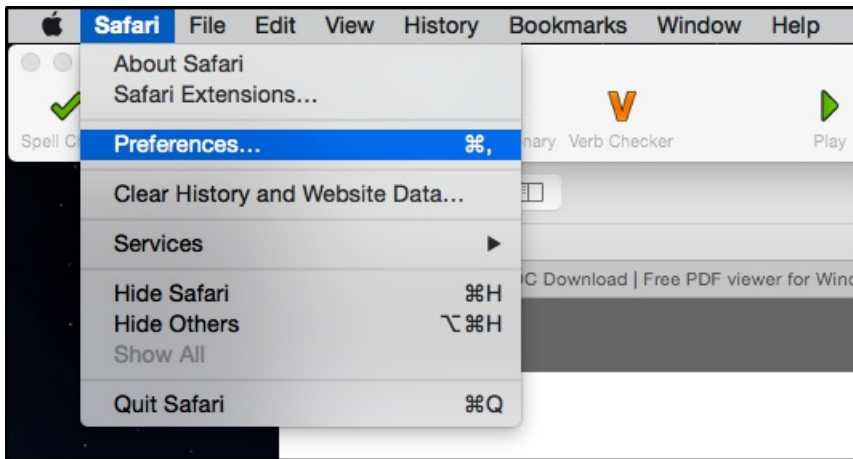


I Can't Get Read&Write For Mac 6 To Read In Safari

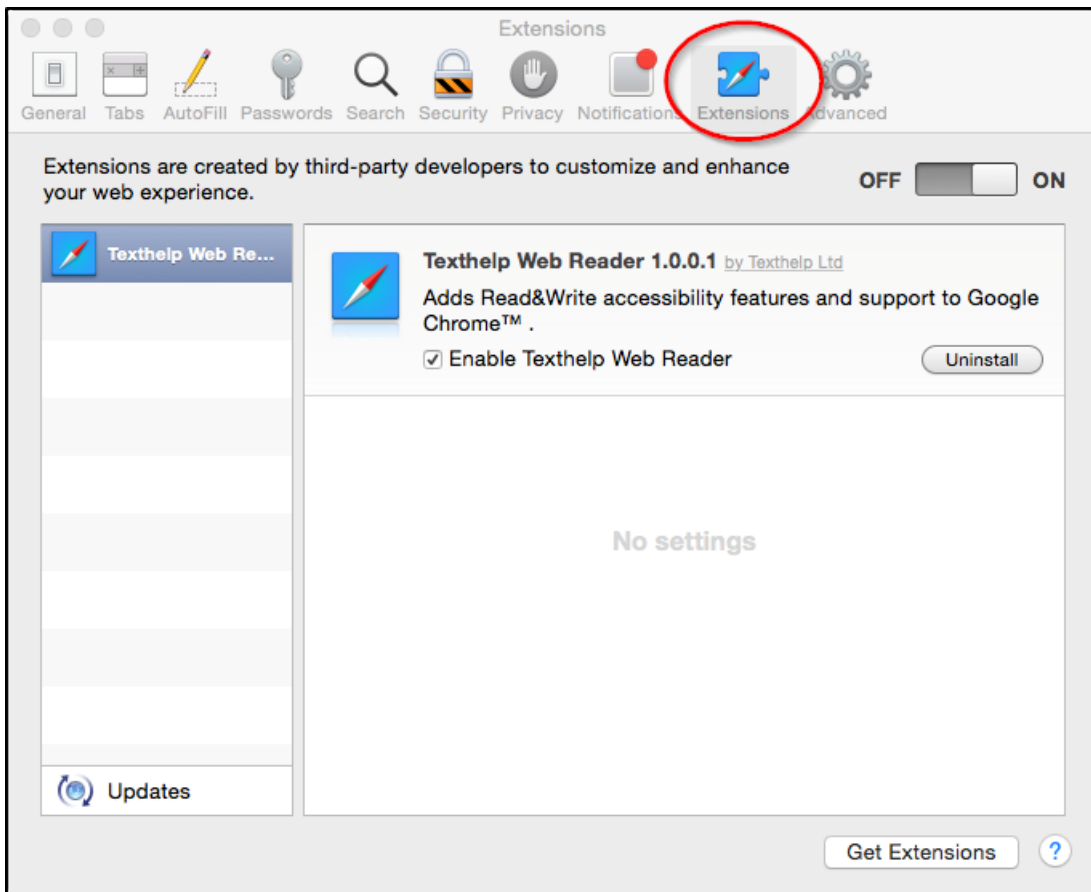
Last Modified on Thursday, 17-Sep-2020 16:19:59 BST

If you can't get **Read&Write for Mac** to read in Safari, check to make sure that the **Texthelp Web Reader** extension has been installed

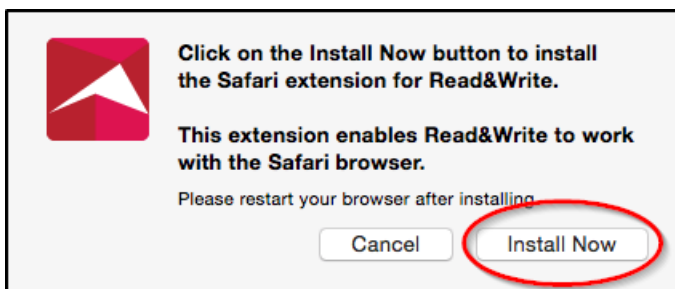
Open Safari and from the Mac toolbar. Select **Preferences**



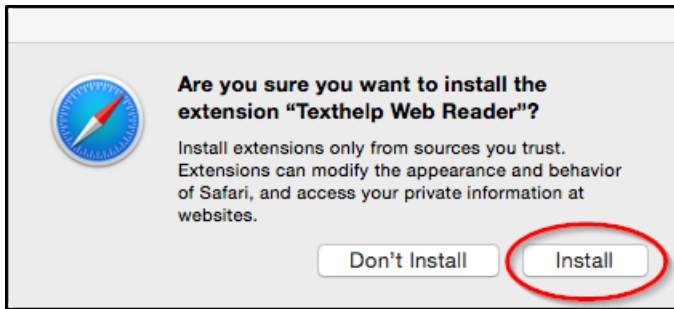
In Preferences, go to Extensions



If you don't have the **Texthelp Web Reader 1.0.0.1** extension installed, then select some text on a web page in Safari, then click the **Read&Write Play** button which will prompt to install the extension. Select **Install Now**.



When prompted by your Mac to install the extension, choose **Install**



If you don't get prompted to install the extension, close both Safari and Read&Write from the Mac toolbar by selecting the **Quit** option, then repeat the step above.

To complete the installation of the extension, close both Safari and Read&Write from the Mac toolbar by selecting the **Quit** option, then reopen both Read&Write and Safari then select some text for reading.

Note: If the text is inaccessible or in Flash, please use [Screenshot Reader](#).
