


Signing Into Read&Write With Microsoft


Last Modified on Friday, 02-Oct-2020 16:47:24 BST

You need to **sign in to Read&Write** to access the features. To sign in to Read&Write:-

1 Click the person icon in the top right corner of your Read&Write for Mac:

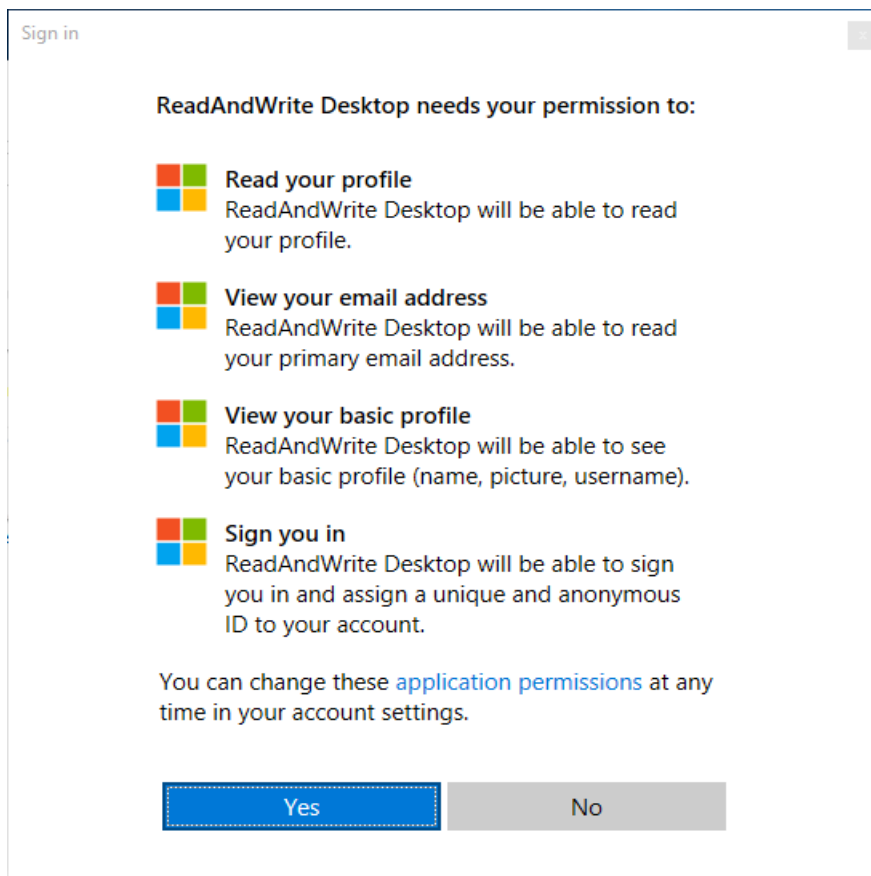


2 Click on the Sign in with Microsoft button



3 Enter your Microsoft login details and click on the Sign in button

4 Click on the Yes button to accept the permissions.



5 You will receive a message that you have successfully signed in

6 Select your locale when prompted, and click Continue to start using Read&Write

